

You can control your business' cash from anywhere.

- ✓ Have real time information on your cash and machine status.
- ✓ Get information and statistics on the till opening and closing balances.
- ✓ Receive notifications and machine incidents.
- ✓ Have different roles for information access.

and... make time for yourself!

**SERVICE INCLUDED
IN YOUR CASHLOGY**

For more information visit our website:
www.cashlogy.com/en/pos-1500

#CASHLOGYWITHYOU

In these complicated times, when moving your business forward requires even more effort, **we want to be there for you** to help you.

With the **CASHLOGY APP** we make your day-to-day life easier, so that **you can make time for yourself**.



Contact us at
info@cashlogy.com
www.cashlogy.com/en

CASHLOGY APP



Make time for yourself by controlling your business from your mobile phone.


cashlogy
by **AZKOYEN**

01

UPDATE YOUR POS

The POS must be connected and the automatic updates activated, if not please contact your usual distributor.

In the update process, you will be shown the following screen on your POS. Press **Accept**.



Next, identify your machine:
type in the serial number and the pin.

See the help video to find this data.



The application will recognise your machine and will show you the information for your establishment.

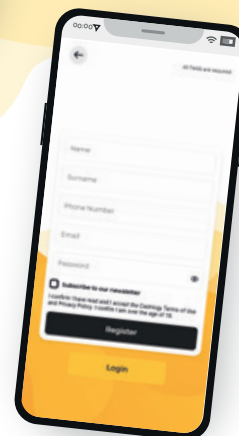
02

DOWNLOAD CASHLOGY APP TO YOUR MOBILE

Download the application from your Marketplace:
Cashlogy App.



Open your App to display the home screen.



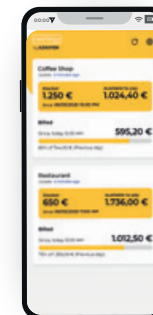
You only have to register the first time.

YOU'RE IN!

03

ALL THE INFORMATION ABOUT YOUR BUSINESS'S CASH

Control all your machines.



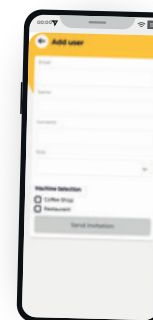
Check the stock of coins and notes.



Know the day's movements.



Set up different roles.



Configure notifications and create the alerts that you need to control your business.

